



Forest cut-up sheets

"How to Use" Rough Guide

Welcome to the illustrated forest!

The *Inked Adventures Forest Cut-Up Sheets* PDF is a print-and-cut-up style accessory, designed for tabletop roleplay, but it can also be used with skirmish wargames using miniatures. The grid is set to 1in=5ft for 25/28/30mm play when printed at 100% scale.

We've tried to maximise art by printable area whilst meeting the requirements of A4 and Letter page formats, and allowing for printer margins. This is why the designs are 7x9in. We recommend printing to straight onto card, photopaper or paper (A4/Letter size).

The sheets can be used in several ways. The foliage and the grass sheets can be cut into tree and bush counters of variable sizes. These can be used with the Referee's preferred tabletop mapping accessory – be it graph-paperer, a plain gridded battlemat or geomorphic tiles. The hand drawn style should blend well with the Referee's own penwork.

However, this set works best when employed as both tiles (background) and scenery counters. A sheet can be used as the tile-base upon which smaller counters are arranged. Tree counters can be placed (or glued) to a "blank" grass area, or paths and clearing silhouettes can be placed on a tree area. (See "Use in play" diagram on right)

When printed in duplicate, the cut-up sheets can be placed or attached side by side to make large "battlemat" style play area. Note: You may have to add your own tabs using the printer margins when trimming the sheets, depending upon how you do this..

Your theme options in this pack are dark green shades, light green-to-yellow shades and, very printer-friendly, line-art. We have found that darker shades are often more successful on photopaper or shiny white card. The line-art can be printed onto coloured card.

Mixing together the different themes can work too (as presented in the examples here). Although less consistent or "realistic", a strong contrasting colour between path and forest can create a visually striking play area. The line-art designs are also fun for kids to colour in!



As with printing photographs from a computer, you may find that the designs may appear different in colour on the screen from how they actually print. Choose the design wisely based on what you know about your equipment, even a test print may use a lot of ink (especially the darker designs).

Inked Adventures cannot take any responsibility for personal ink management. But hopefully, all going well, you will find this to be a rewarding visually-unique re-usable product (or disposable even – for the last-minute-prep DM printing draft to paper!)

Usage and Copyright

Inked Adventures and the artist William Babble retain the rights to the original art work supplied herein. The customer is purchasing this product for "personal use" only – or to share with a small playing group – within reasonable limits. If you would like to use any element of this pack in a commercial or free-to-use product, please do not hesitate to contact Inked Adventures to discuss options.

Thank you for buying this product. May your dungeons (and forests) be beautiful! © Forest cut-up sheet PDF contents and files Inked Adventures / William Babble 2014 guarantee
<http://inkedadventures.com> email: inkedadventures@yahoo.co.uk



Use in play suggestions

Cut up the sheets and arrange as desired, with tree counters on a grass background or grass paths with clearings on a tree background

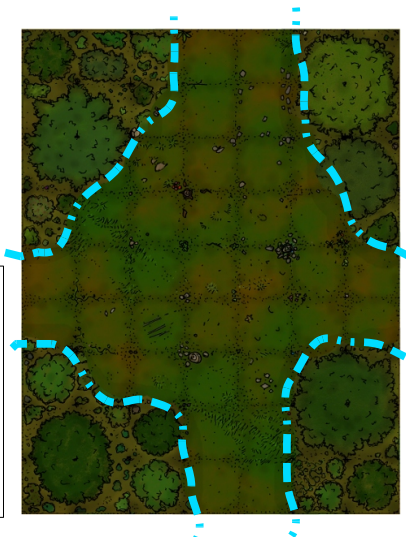
Light green and dark green designs have been used together here to create a strong contrast between the passable path areas and the impassable thick forest.

Design your own forest tiles

Editable JPG graphics have been included should you wish to customise your own forest tiles in an art program of your own choosing.

These designs work well when imported as layers. Using a trim tool, the top layer – perhaps the dark foliage graphic – can be trimmed away revealing the layer beneath – a grassy clearing. In some programs you may need to activate "transparency" to do this. Alternatively the files can be cropped to create scenery counters for a dungeon mapping application.

6 cropped image files
JPG
300 DPI
2100x2700px
(100px=1in sq appx)



- PDF file contains 6 pages:
1. Foliage sheet, dark green
 2. Grass sheet, dark green
 3. Foliage sheet, light green
 4. Grass sheet, light green to yellow
 5. Foliage sheet, line art only.
 6. Grass sheet, line art only.



Hand drawn art disclaimer

The art in this pack was hand drawn on paper and then scanned into a computer where colour was added. In its use, we cannot guarantee the exact accuracy in dimension or the "joining" precision that is standard in some computer generated art. Despite this, we hope that this product retains a "rough and ready" charm for the improvising referee for whom the product is intended.

